



ENTERPRISE ENDPOINT PROTECTION TEST REPORT

SECURITY STACK: SOCIALLY ENGINEERED MALWARE

Bitdefender Endpoint Security v5.3.15.539

Authors – Anil Pokhrel, Bhaarith Venkateswaran, Jayendra Phatak

Environment

Operating System: Windows 7 Enterprise Service Pack 1 32-bit

Windows Defender disabled

Internet Explorer 10.0.9200.16660

Smart Screen Filter disabled

Overview

Bitdefender Endpoint Security v5.3.15.539 was installed in the NSS Labs live stack test harness as part of NSS’ continuous live testing of enterprise endpoint protection (EPP) products. Bitdefender’s product was subjected to thorough testing for protection against socially engineered malware (SEM) at the NSS facility in Austin, Texas, based on the Security Stack Test Methodology v1.5. NSS test methodologies are available at www.nsslabs.com.

The results presented in this report were obtained via 24x7 continuous testing over a period of 24 days. Throughout the test, new URLs were added as they were discovered, and unreachable URLs were removed. This test was composed of over 1700 test cases that included 400 unique attacks (URLs) and 304 unique SEM samples (hashes). A unique SEM sample has a unique hash. A unique attack URL may contain duplicate SEM samples that are part of a unique URL; *http://a.edu/abc/malware.exe* and *http://a.edu/malware.exe* are unique URLs.

In order to test a real world deployment, vendors are encouraged to configure their products for optimal security effectiveness and performance as they would recommend in a typical enterprise deployment.

This test was conducted free of charge, and NSS did not receive any compensation for Bitdefender’s participation.

Average Block Rate

Figure 1 depicts the average of SEM samples blocked throughout the duration of the test. EPP updates may contain new engine updates, heuristic updates, and malware specific detection updates that affect both exploit and malware security effectiveness. This test focuses on SEM. Tests for exploit protection are published at www.nsslabs.com.

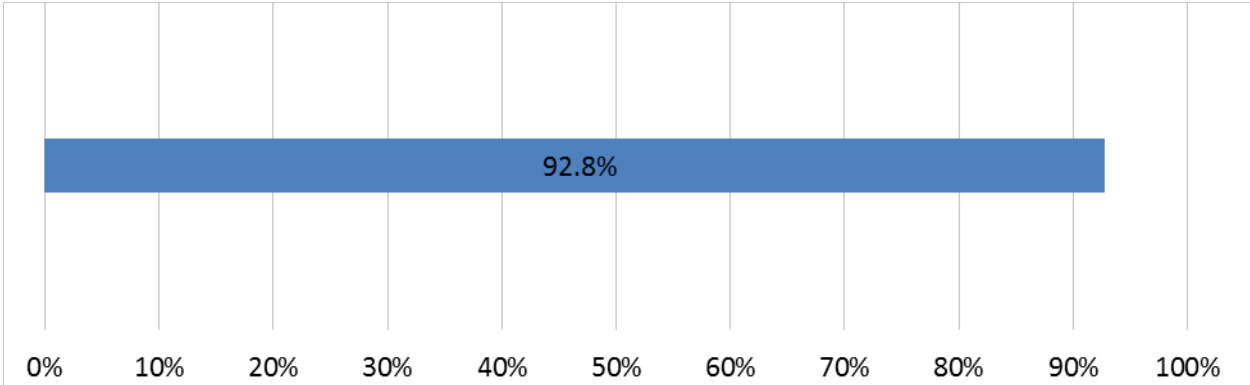


Figure 1 — Average Block Rate for SEM

Histogram of Protection over Time

New SEM samples are harvested daily. Figure 2 depicts the length of time it took Bitdefender Endpoint Security to reach its maximum detection rate for unique new samples during the first seven days after a unique new sample was introduced into the test harness.

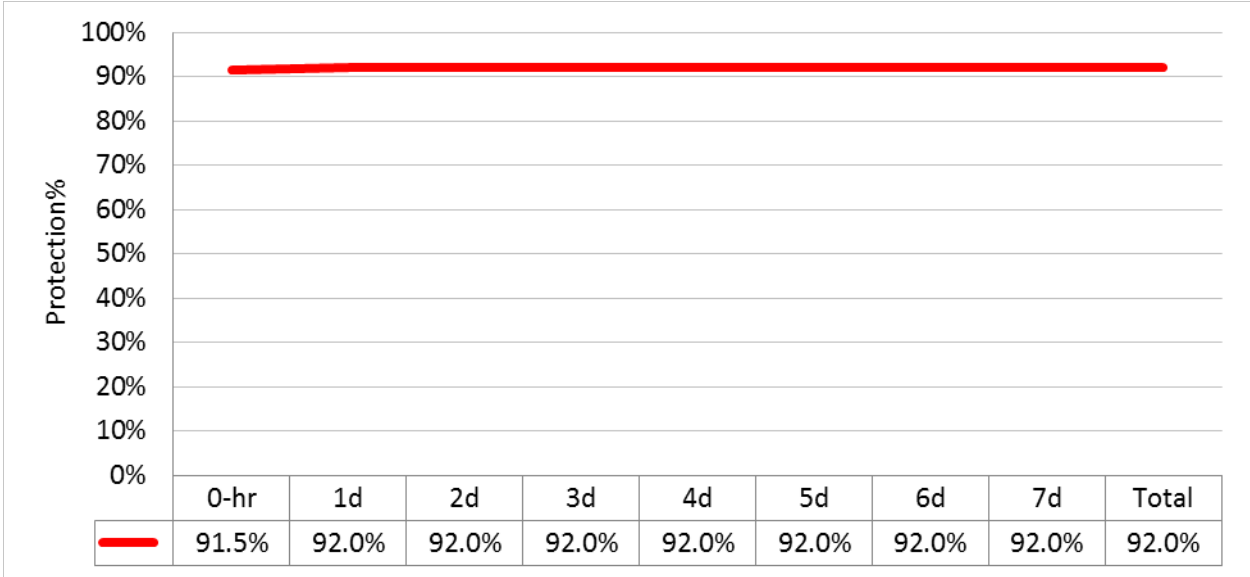


Figure 2 — Histogram of Protection over Time

Figure 2 measures the percentage of new unique samples blocked in 24-hour intervals during the first seven days after the sample was introduced.

Consistency of Malware Protection

Figure 3 depicts the consistency of protection rates throughout the duration of the test. Negative fluctuations can indicate decreased detection rates for new samples, erratic detection of new and existing samples, or both. A new malware campaign may cause a sharp downward spike until protection is added.

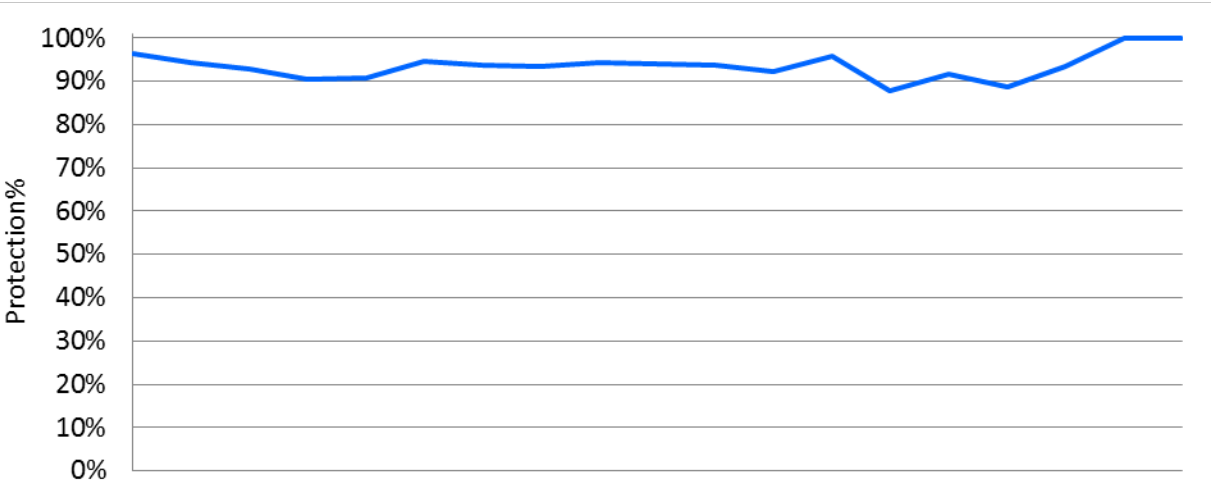


Figure 3 — Malware Protection over Time

Tests against all of the SEM samples are repeated several times each day. Figure 4 depicts the average time to add detection for the complete sample set, which includes both new and existing samples.

Product	Hours
Endpoint Security by Bitdefender v.5.3.15.539	0.05

Figure 4 — Average Time to Add Protection

Test Methodology

Security Stack: Test Methodology v1.5

A copy of the test methodology is available on the NSS Labs website at www.nsslabs.com.

Contact Information

NSS Labs, Inc.
206 Wild Basin Road
Building A, Suite 200
Austin, TX 78746
info@nsslabs.com
www.nsslabs.com

This and other related documents are available at: www.nsslabs.com. To receive a licensed copy or report misuse, please contact NSS Labs.

© 2015 NSS Labs, Inc. All rights reserved. No part of this publication may be reproduced, copied/scanned, stored on a retrieval system, e-mailed or otherwise disseminated or transmitted without the express written consent of NSS Labs, Inc. (“us” or “we”).

Please read the disclaimer in this box because it contains important information that binds you. If you do not agree to these conditions, you should not read the rest of this report but should instead return the report immediately to us. “You” or “your” means the person who accesses this report and any entity on whose behalf he/she has obtained this report.

1. The information in this report is subject to change by us without notice, and we disclaim any obligation to update it.
2. The information in this report is believed by us to be accurate and reliable at the time of publication, but is not guaranteed. All use of and reliance on this report are at your sole risk. We are not liable or responsible for any damages, losses, or expenses of any nature whatsoever arising from any error or omission in this report.
3. NO WARRANTIES, EXPRESS OR IMPLIED ARE GIVEN BY US. ALL IMPLIED WARRANTIES, INCLUDING IMPLIED WARRANTIES OF MERCHANTABILITY, FITNESS FOR A PARTICULAR PURPOSE, AND NON-INFRINGEMENT, ARE HEREBY DISCLAIMED AND EXCLUDED BY US. IN NO EVENT SHALL WE BE LIABLE FOR ANY DIRECT, CONSEQUENTIAL, INCIDENTAL, PUNITIVE, EXEMPLARY, OR INDIRECT DAMAGES, OR FOR ANY LOSS OF PROFIT, REVENUE, DATA, COMPUTER PROGRAMS, OR OTHER ASSETS, EVEN IF ADVISED OF THE POSSIBILITY THEREOF.
4. This report does not constitute an endorsement, recommendation, or guarantee of any of the products (hardware or software) tested or the hardware and/or software used in testing the products. The testing does not guarantee that there are no errors or defects in the products or that the products will meet your expectations, requirements, needs, or specifications, or that they will operate without interruption.
5. This report does not imply any endorsement, sponsorship, affiliation, or verification by or with any organizations mentioned in this report.
6. All trademarks, service marks, and trade names used in this report are the trademarks, service marks, and trade names of their respective owners.